

Patient outcomes



N Result

Date ready for care to episode start

Day of/day after	3001	3524	85.2%
------------------	------	------	-------

Time in unstable phase

Three days or less	811	1401	57.9%
--------------------	-----	------	-------

Symptoms & problems

Anticipatory Care

Pain PCPSS	5538	6708	82.6%
Pain SAS	5340	6499	82.2%
Fatigue	4833	6077	79.5%
Breathing problems	6606	7177	92.0%
Family/carer	5426	6593	82.3%

Responsive Care

Pain PCPSS	1027	1548	66.3%
Pain SAS	1085	1710	63.5%
Fatigue	1233	2072	59.5%
Breathing problems	562	984	57.1%
Family/carer	863	1522	56.7%

Casemix adjusted outcomes

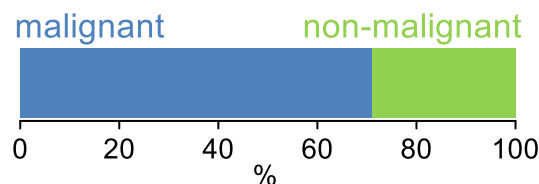
Pain PCPSS	8256	-0.09
Other symptoms	8276	-0.01
Family/carer	8115	0.02
Psychological/spiritual	8191	0.02
Pain SAS	8209	-0.12
Nausea	8133	-0.05
Breathing problems	8161	0.05
Bowel problems	8108	-0.02



= Positive outcomes

N = Total outcomes

Diagnosis



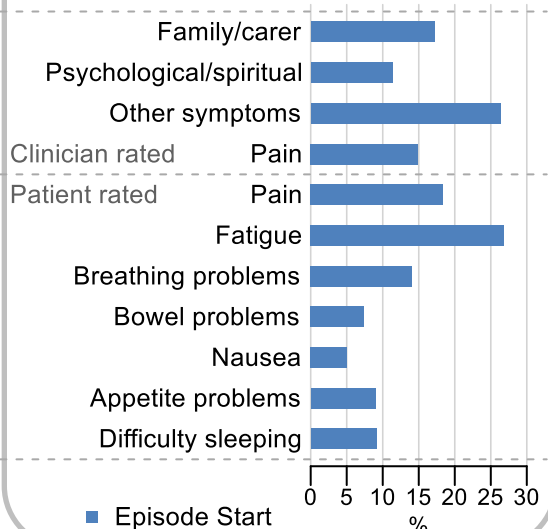
Age at episode start

Mean: 75.8

Median: 78.0

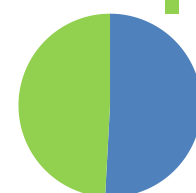
Symptoms & problems

proportion of moderate / severe scores



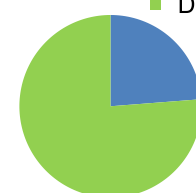
Sex

Male
Female



Episode end

Death
Discharge



Phases per episode

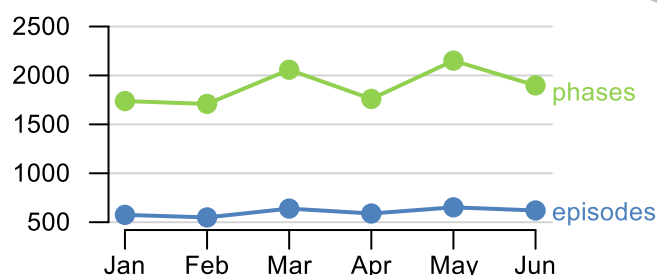
2.4

Volume of data

Patients: 3,982

Episodes: 4,576

Phases: 11,314



Episode length in days

Mean: 43.3

Median: 34.0