

Enterprise One Pain Management Service

Report dashboard – 1 July 2022 to 30 June 2023

Profile of patients who completed a referral questionnaire (n = 328)

52% female

Average age **47yrs**

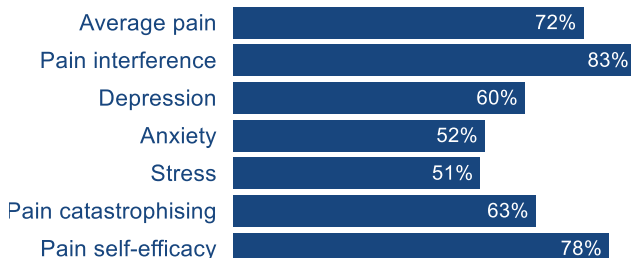
40% unemployed due to pain

1% required an interpreter

22% had pain for over five years

14% not born in Aus/NZ

Patients with at least moderate symptom severity



On average, the 113 patients taking opioid medication were using the equivalent of **34mg of morphine** every day

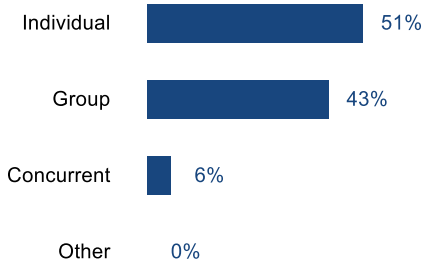
Services provided in this period

➔ 348 patients started an **episode of care**

➔ **Education / orientation** programs were provided to 46 patients

➔ 0 patients were **assessed by a multidisciplinary team**

355 patients started a treatment pathway



Median wait time between referral and episode start **52.0 days**

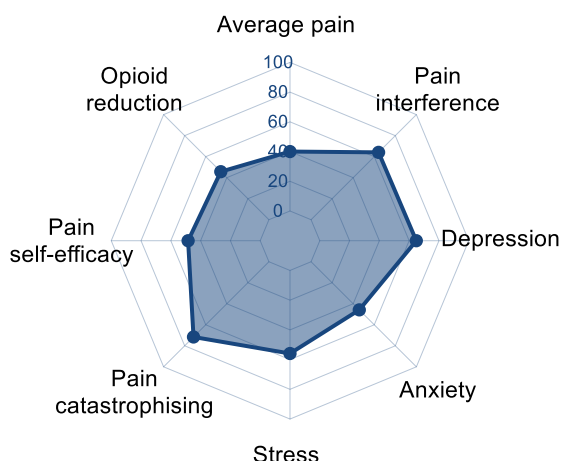
Average length of episode of care **117.1 days**

Average treatment time per episode **46.4 hours**

Patient outcomes

161 patients completed an episode of care

Patients who report clinically significant improvement (%)



Patient perception of overall change at the end of the episode

